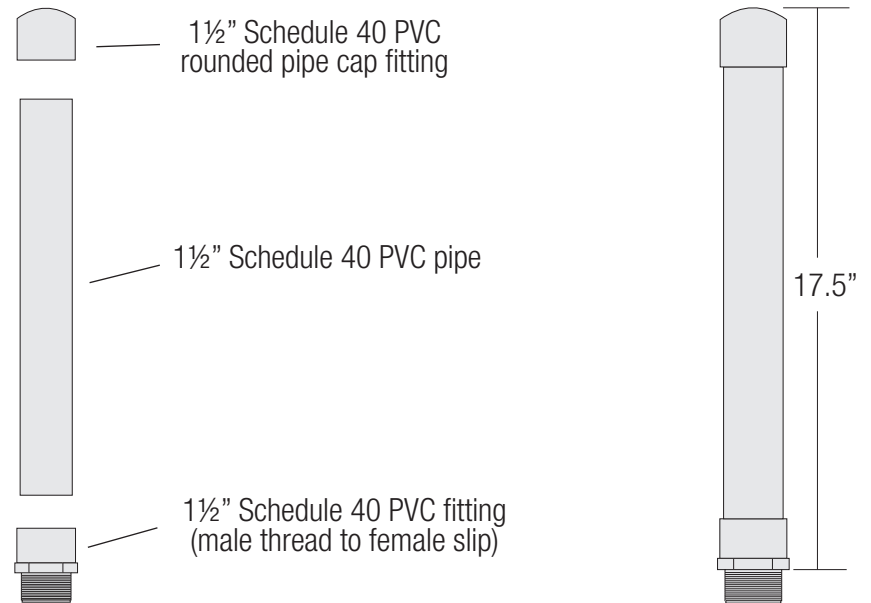


The WFBRNDCOVER (round) and WFBSQRCOVER (square) are vinyl cover kits designed to prevent water from entering your Hayward Water Bowl when the pool is winterized or closed for extended periods. These covers require the use of a Stanchion (not provided) to stand the cover up off of the bowl and ensure proper drainage of rain and melting snow.

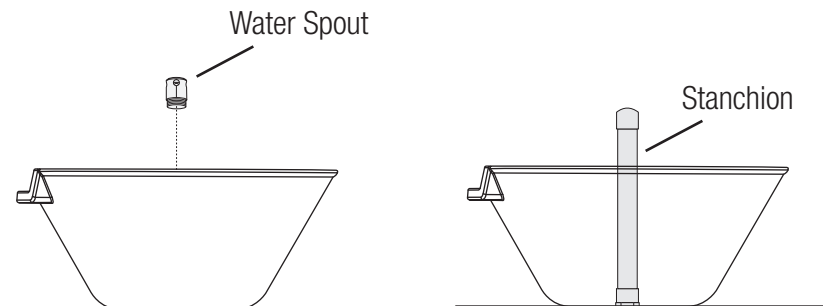
The cover is intended to be installed after the pool has been winterized.

**1**

Make the Stanchion using a length of 1½" PVC pipe, fittings and glue. Refer to the following diagrams.

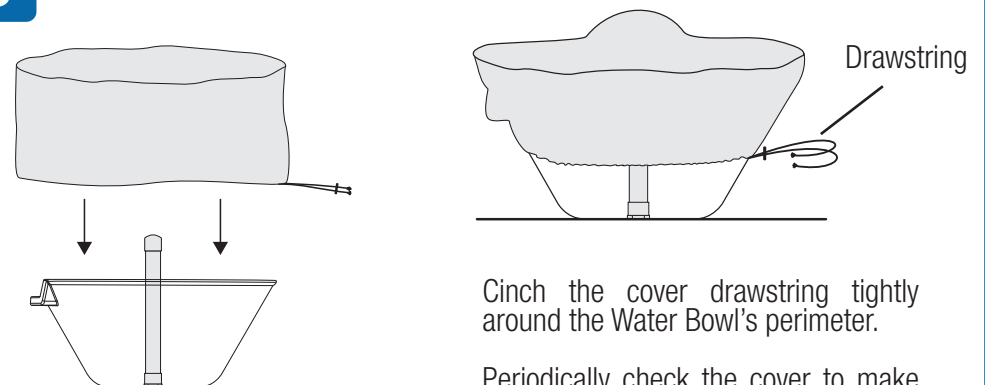
**2**

**IMPORTANT:** Completely drain water from the water supply line and the bowl.



Unscrew the water spout assembly from the center of the bowl and store it in a safe place.

Screw the Stanchion into the center of the bowl.

**3**

Drape the cover over the bowl. Align so that the center of the cover comes in contact with the Stanchion.

Cinch the cover drawstring tightly around the Water Bowl's perimeter.

Periodically check the cover to make sure that the drawstring cord remains tight and the cover stays aligned on the stanchion.