



We Build Better.®

SwimClear™ Multi-Element Cartridge Filters

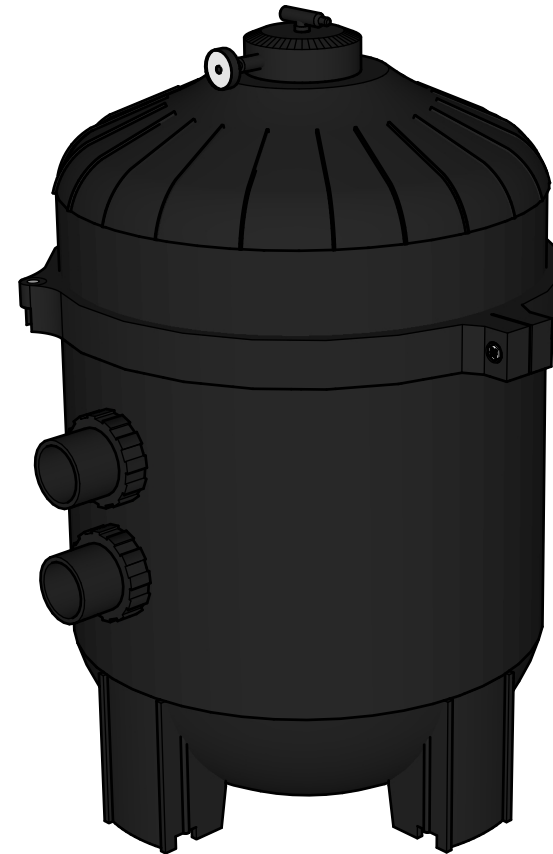
SKU(S): C3030

SPECIFICATIONS:

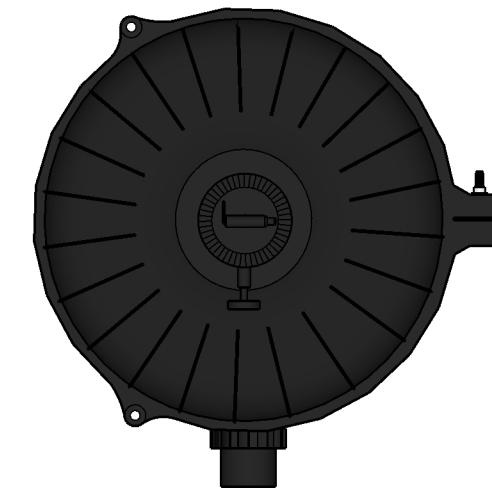
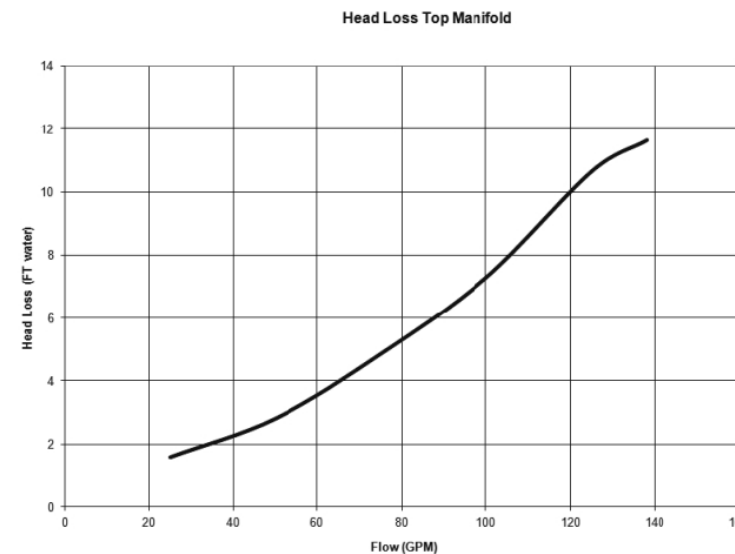
- Effective Filtration Area: 325 ft² / 30.2 m²
- Filter Type: Quad cartridge elements (4 total)
- Filter Tank: High-strength, injection-molded durable glass-reinforced copolymer
- Filter Element Material: Reinforced polyester
- Performance Range: 84 to 150 GPM (318 to 568 LPM)
- Design Flow Rate: 122 GPM / 462 LPM
- Turnover Rates (122 GPM)
 - 8 Hours: 58,560 gal / 222 kL
 - 6 Hours: 43,920 gal / 166 kL
 - 4 Hours: 29,280 gal / 111 kL
- Dimensions: 24" W × 34½" H (58 cm × 87 cm)
- Clearance for Head Removal: 16"
- Carton Weight: 60 lbs.

Important Notes:

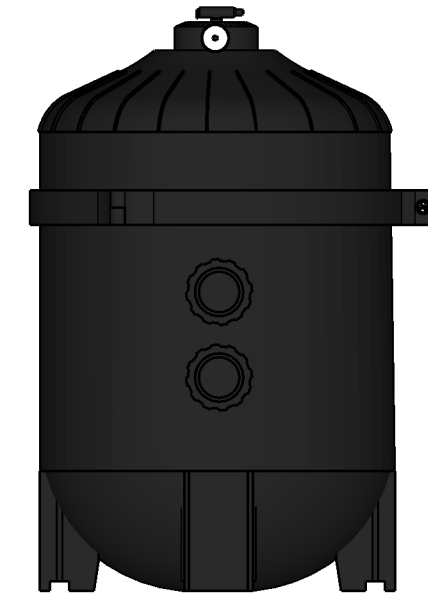
- Based on NSF recommended rate for commercial use at 0.375 GPM/ft²
- Determined by pump size and piping system hydraulics; 2" piping is recommended for flow rates equal to or greater than 90 GPM (341 LPM).
- Hayward doesn't recommend flow rates above 150 GPM.



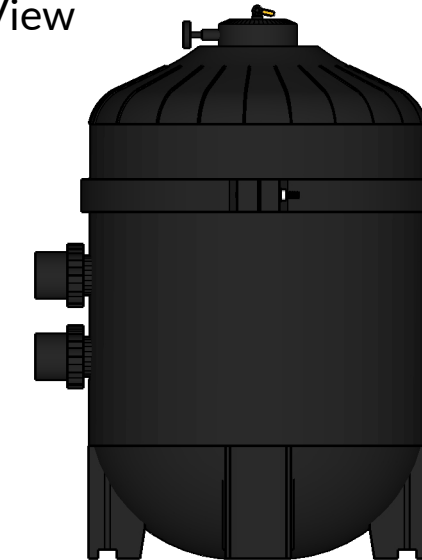
Perspective View



Top View



Front View



Side View