

WELCOME TO THE NEW GENERATION OF HEATING

SumHeat Fi

Full Inverter Heat Pump

The new generation of Vertical Full Inverter heat pumps.



SumHeat Fi


Full Inverter Heat Pump

THE “FULL INVERTER”
TECHNOLOGY by HAYWARD



- **Vertical conception, ideal for new construction and after market.**
- **The IN-Tech Technology Full Inverter** is the combination of an Inverter CPS Mitsubishi / Panasonic compressor and a DC inverter fan.
- **Specially designed** for use in all seasons, in extreme conditions at temperatures **as low as -15°C.**
- This allows to adapt **its power to climatic constraints and energy requirements of the pool.**
- **In regulation mode, up to 30% energy savings.**
- **Self-adaptive defrost system** to optimise defrost cycles.
- Operates on idle for a very quiet night mode.
- **Real-time information shown** on a wide control screen (diagnostic tool for professionals.)
- ***Warranty: 2 years + 1 year** if purchased from a Totally Hayward Partner.







FLUID R32

Higher performance

- Reduces greenhouse gas emissions by 2/3
- 10% less fluid
- Easy to use and to recycle
- No impact on the ozone layer



Easy access for simple installation and maintenance



Intuitive, highly informative user interface.

MODEL NUMBER	kW	*RATED HEAT CAPACITY	*RATED POWER INPUT (HEATING)	*COP	**RATED HEATING CAPACITY	**RATED POWER INPUT (HEATING)	**COP	MAX POWER INPUT	MAX INPUT CURRENT	WATER FLOW RATE	NOISE (1m)	WEIGHT (Kg)
HP5131DT3	13kW	3.66W ~ 13.48kW	0.27kW ~ 1.92kW	13.35 ~ 6.99	2.66kW ~ 10.01kW	0.43kW ~ 2.01kW	6.19 ~ 4.98	2.75kW	12.0A	95ltr/m	49.3 - 51.8 dB(A)	69kg
HP5171DT3	17kW	3.65W ~ 17.05kW	0.24kW ~ 2.47kW	15.00 ~ 6.89	2.87kW ~ 12.63kW	0.43kW ~ 2.41kW	6.58 ~ 5.24	3.54kW	15.5A	116ltr/m	49.3 - 51.8 dB(A)	75kg
HP5251DT3	24kW	5.10kW ~ 24.3kW	0.37kW ~ 3.79kW	13.52 ~ 6.41	3.90kW ~ 18.96kW	0.62kW ~ 3.78kW	6.33 ~ 5.01	5.20kW	22.6A	175ltr/m	54.6 - 59.9 dB(A)	101kg

*Outdoor air 27°C/24.3°C Inlet Water 26°C ** Outdoor air 15°C/12°C Inlet Water 26°C