

TS540VS Communication Cable Connection Manual

Connecting the TriStar Variable Speed Pump to the OmniLogic Control System



Hayward TriStar TS540VS Variable Speed Pump

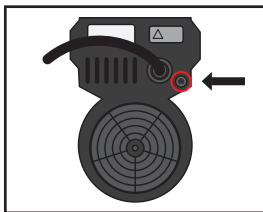


8 Pin Communication Cable (Part No.: 1E-COMCABLEH)

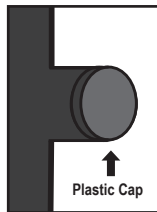


Hayward OmniLogic Control System

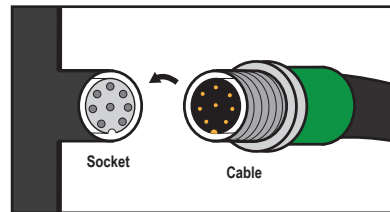
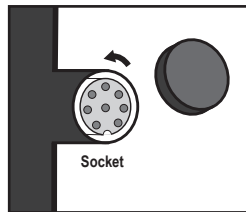
CABLE TO PUMP



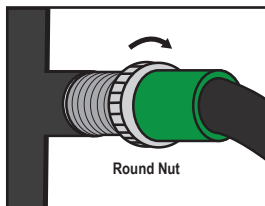
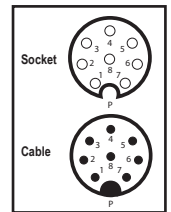
1. Next to the power cord, locate the cable socket on the back of the pump.



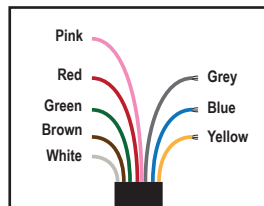
2. Remove the small plastic cap covering the cable socket by unscrewing it.



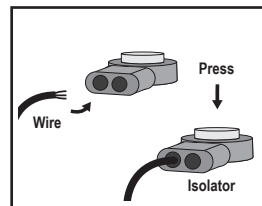
3. Align the plastic pin on the perimeter of the cable plug and motor socket and push the plug into the socket. If it is not aligned and forced in, damage will be done to the pins.



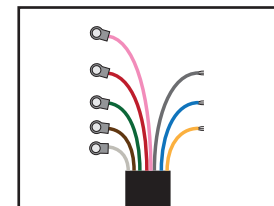
4. Once in, twist the round nut until firm to secure the cable in place.



5. At the other end of the cable separate the wires like so. The wires on the left need to be isolated and the wires on the right need to be stripped back.



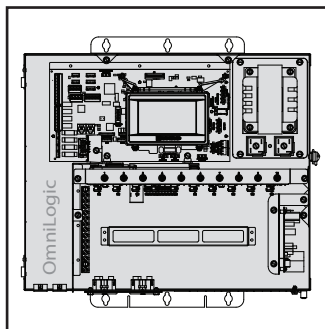
6. Take one of the wires on the left and place an isolator over the end. Use pliers to press the button down, sealing off the wire.



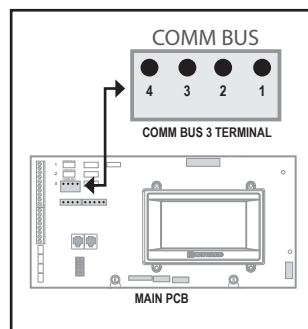
7. Repeat step 6 until each the white, red, green, pink and brown wires are isolated.

CABLE TO OMNILOGIC

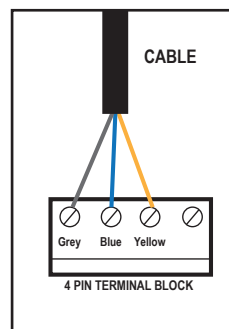
⚠ CAUTION - Ensure all power feeds to the OmniLogic are disconnected or isolated ⚠



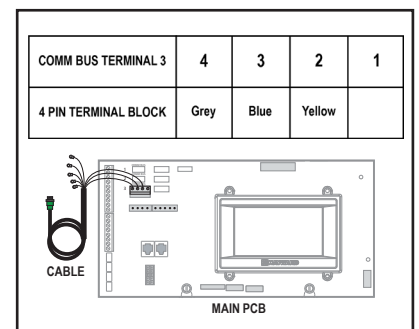
1. Open the cabinet and remove the dead front panel to access the internal circuitry of the OmniLogic.



2. Find the 3rd Low Speed Comm Bus Terminal located in the top left hand corner of the Main PCB.



3. Place and secure the 3 unclamped wires into the pins of the terminal block provided. Ensure the colours match the diagram above.



4. Insert the wired terminal block into Comm Bus Terminal 3. Take care to ensure the cable connection matches both the table and the diagram above.



Hayward Pool Products (Australia) Pty Ltd.

Melbourne-Sydney-Brisbane-Perth

Email: sales@hayward-pool.com.au | Website: www.hayward-pool.com.au

PO Box 4384 | Dandenong South VIC 3164

ABN 66 083 413 414

Sales Contact Ph: 1300POOLS1 Fax: 1300POOLS2

USE ONLY GENUINE HAYWARD REPLACEMENT PARTS